



Delay

Tone
Threshold

Mix

Depth

Hard  Soft

Rate

Catalina
Chorus



Expression

Seymour Duncan

- CATALINA -
CHORUS
USER'S GUIDE

 Seymour
Duncan®

The logo for the Seymour Duncan Catalina Chorus pedal. It features the word "Catalina" in a large, elegant, dark blue script font. Below it, the word "Chorus" is written in a smaller, dark blue, sans-serif font. A thin horizontal line runs across the page, passing behind the word "Chorus".

Catalina

Chorus

Congratulations, and thank you for your purchase of the Seymour Duncan Catalina Chorus Pedal.

The Catalina Chorus is a highly adjustable, lush and liquid sounding analog chorus pedal with stereo output and tone control. In addition to a top-tier sounding chorus effect, it incorporates a very unique Dynamic Expression mode into its design. This dual-mode feature will allow players to control the amount of chorus effect by varying the dynamics of their playing. By selecting between "Hard" and "Soft" mode and setting the threshold adjustment accordingly, the player is able to control the "Depth" of the chorus effect by playing with more or less pick attack. This feature can easily be bypassed to use the pedal as you would use a standard chorus effect pedal.

HOW IT WORKS

- 1 Depth** – This control dials in the amount of the chorus effect that is present in the signal, from very subtle and transparent to a fluid, underwater warble and rotating speaker effect.
- 2 Delay** – This control dials in the amount of space between the dry signal and the effected chorus signal. More delay will give you a more dramatic effect.
- 3 Mix** – Sets the blend between the dry signal and the wet chorus effected signal.
- 4 Rate** – Controls the speed of the modulation, from slow moving subtle chorus to high speed spinning sounds.
- 5 Tone** – The tone control is a passive control that functions just like the tone knob on a guitar. It can cut the high frequency response of the wet signal, but does not affect the dry signal.

- 6 **Dynamic** - Allows the player to select between Hard and Soft triggering modes. In “Hard” setting, more chorus effect will be present when playing harder and the effect will not be as present when playing softer passages. In “Soft” setting, more chorus signal will be heard on softer passages and will not be as present with harder playing.
- 7 **Threshold** - Adjusts the sensitivity of the Dynamic Expression effect so that it can be triggered by changes in playing style. This knob will light up green when in “Hard” mode and blue when in “Soft” mode. It will glow brighter when the Chorus effect is engaged.
- 8 **Status LED** - Indicated when the Catalina Chorus is active. LED is on when the unit is engaged, off when in true bypass mode.
- 9 **True Bypass Footswitch** - Activates the pedal. When the pedal is off, the circuit from your guitar’s signal runs via a hardwired connection from the input jack to the output jack for true bypass operation.
- 10 **Input Jack** - Connect your guitar or other pedal cable here.
- 11 **Output Jacks** - Run cable to amp input or to next effect pedal. Mono and stereo operation are both available.
- 12 **Power Jack** - You can use any 9volt -18volt regulated DC adapter (negative polarity center terminal).



LET'S GET STARTED!

1. Plug in any regulated 9-18 volt power supply with a negative polarity center terminal.
2. Run good quality, unbalanced, shielded guitar cables from your guitar to the input jack and from output jack or jacks to your amp's input or to the next pedal on your pedal board.
3. Dialing in your sound:
 - A) Typical Chorus Setup – Begin with Delay, Depth, and Rate controls set at 12 O'clock and Mix control set all the way counter clockwise. Engage footswitch to turn on pedal (status LED will light indicating pedal is active). Gradually bring Mix control up until you hear a noticeable amount of chorus effect on your guitar signal. Experiment with the Delay, Depth and Rate controls until you are overcome with happiness, and find yourself smiling in chorused-out bliss.
 - B) Setting Dynamic Expression – Choose “Hard” or “Soft” mode depending on type of song or effect you wish to have in the song (see No. 6 Dynamic, previous page, for description of this function). Engage Expression footswitch (Threshold adjust will light indicating that the Dynamic Expression feature is active). Gradually adjust Threshold until desired dynamic is noticeable. Experiment liberally with this control until you are again overcome with happiness.

SAMPLE SETTINGS

The Catalina Chorus can produce a dizzying array of effects from subtle, clean shimmer to lush, swirling effects and everything in between. What follows are just a few examples of what The Catalina Pedal is capable of. Please note that all settings were created with the Expression setting "Off." Be sure to experiment with this feature by engaging the Expression footswitch and tweaking the Dynamic and Threshold settings to your taste.



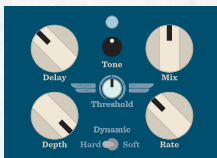
Classic Chorus

The controls set at noon is a perfect starting point, adding just the right amount of depth and dimension to your sound without becoming overpowering.



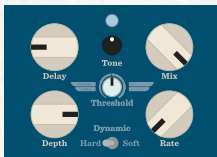
Vibrato

A unique, organic and liquid sound with over the top 'sea-sick' pitch bending warbles.



Deep 80's Goth

Lush, deep modulation with sparkly top-end – best when played with plenty of eyeliner.



Double Track

Simulates a second guitar track for a thicker, fuller sound – perfect for making solos sound huge.



Spinner

Evokes the vibe and mojo of a rotating speaker cabinet.



Underwater Grunge

Classic 'watery' chorus that evokes the distinct 90's Seattle sound.

Specifications:

Type of circuitry: Analog Bucket Brigade Devices (BBDs) supported by modern low-noise analog electronics. Sinusoidal delay modulation and an adjustable envelope follower to control modulation depth.

Bypass: True bypass

Auxiliary Functions:

Stereo output creates a second channel from the mono input by inverting the wet channel.

Control Ranges:

Delay - Sets time delay from 6 to 60 milliseconds.

Tone - Sets cutoff of passive low pass filter from 0.5kHz to 6kHz.

Depth - Sets the modulation of the delay time from off to 50%.

Rate - Sets modulation rate from 0.33 - 10 cycles/second.

Expression (Footswitch) - Engages the envelope follower.

Input Impedance: 1 Meg.

Output Impedance: 500 ohms.

Dry Gain: 0dB.

Wet Gain: off to +3dB above the dry signal.

Frequency response: 5Hz to 50kHz (dry).

THD @ 1V Vo: <0.01% (dry).

Noise referred to input: <-98 dBV, 400 Hz to 20 kHz (dry).

Power: External 9 to 18V regulated DC adapter (center negative)

Current consumption: 23mA

Dimensions: 3.5" x 4.7" x 1.6"

Weight: 0.9 lb without battery

LIMITED WARRANTY

Seymour Duncan offers the original purchaser a one-year limited warranty on both labor and materials, from the day this product is purchased. We will repair or replace this product, at our option, if it fails due to faulty workmanship or materials during this period. Defective products can be returned to your USA dealer, international distributor, or sent direct to our factory postage prepaid along with dated proof of purchase (e.g., original store receipt) and RMA number. Call or e-mail our factory for an RMA number, which **must be written on the outside of the box**. We reserve the right to refuse boxes without an RMA written on the outside. As you might expect, this warranty does not apply if you've modified the unit or treated it unkindly, and we can assume no liability for any incidental or consequential damages which may result from the use of this product. Any warranties implied in fact or by law are limited to the duration of this express limited warranty.

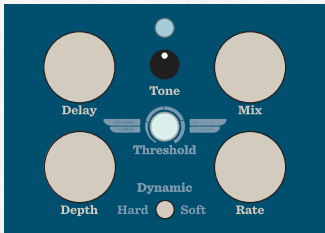
DISPOSAL GUIDELINES

In the unlikely event that you ever need to dispose of this product, it must be disposed of properly by handing it over to a designated collection point for the recycling of waste electronic equipment. Please contact your local household waste disposal service or the shop where you purchased this product for those locations. Thanks for helping us conserve natural resources and ensure that it is recycled in a manner that protects human health and the environment.

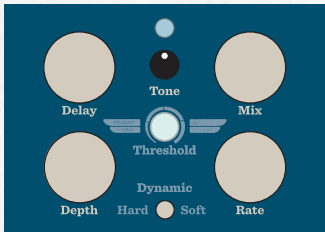
FCC COMPLIANCE

This Device complies with Part 15 of the FCC rules. Operation is subject to the following two conditions: (1) This device may not cause harmful interference, and (2) this device must accept any interference including interference that may cause undesired operation.

PERSONAL SETTINGS

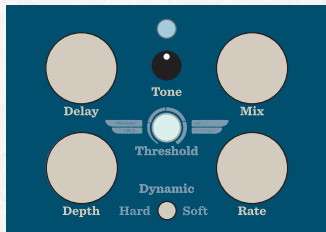


USER NOTES

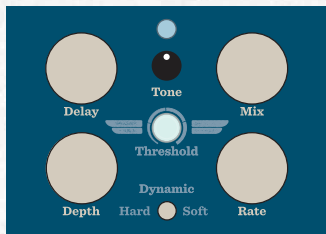


USER NOTES

PERSONAL SETTINGS



USER NOTES



USER NOTES

WHAT WE STAND FOR

We stand for great tone:
It's the heart.
The soul. The essence.
The core of the sound.

We stand for musicians.
Because soul matters.
Spirit matters.
Music matters.

We stand for quality.
We're an American original.
An industry leader.
And we're always innovating.

We stand by our work.
Our passion. Our history.
It's in everything we build.
In everything we touch.

We stand for great tone.
Music. Power. Heart. Soul. Tone.
It's who we are. It's what we do.
We are Seymour Duncan.

 Seymour
Duncan

Real Soul.
Genuine Tone.



seymourduncan.com

5427 Hollister Ave
Santa Barbara, CA 93111
(805) 964-9610

© 2015 Seymour Duncan. All Rights Reserved.